



# The Sheltie Spin

Newsletter of Northern Virginia Sheltie Rescue  
“Giving Shelties a New Leash on Life”

Summer 2018

## I Hiked the Appalachian Trail in Shenandoah National Park!

By Bailey Trice (NVSR 2014)

“Bailey! I have a GREAT idea!” Mom said. I sighed and thought, “Oh no, what idea does she have up her sleeve now?” When she told me that she and I were going to hike the whole Appalachian Trail (AT) in Shenandoah National Park (SNP) with her friend, Paula, I felt overwhelmed. But she said it is only 101 miles and we’d break it up into “short” hikes. I could be a gamer for that adventure! I would get to spend alone time with Mom, which is always a plus. Mom gathered our gear and off we went!

### First hike: July 9, 2017



Distance: 10.5 miles. Mile markers 65.5 to 55 on Skyline Drive.

This first hike was a learning experience. Mom and Paula have hiked all over the world but this was different. We had to figure out where to park cars so that we would hike the trail once. As we started hiking, we realized we wouldn’t know from the trail where the other car was parked! Whoops! It was a great hike full of flowers, rocks to maneuver over, good weather, and happy spirits. The downer came at the end when we realized we overshot our car and had to walk along Skyline Drive for two more miles to get back to our car. Walking on those stone walls was no fun! Mom had the epiphany that next time she would bring marker flags to give us a hint on the trail for when we have reached the other car. Go Mom!

### Second hike: July 27, 2017

Distance: 12.5 miles. Mile markers 55 to 42.5 on Skyline Drive.

Our hike today was just beautiful! We enjoyed several scenic overlooks and lots of pretty flowers. We even saw this strange green thing ... it was furry with wide wings and a narrow tail. Mom had to yank me away from “her” because who knows what kind of insect she was! The scare today was seeing several bears. They didn’t get super close but we saw a few off the trail in the woods and several on Skyline Drive while we drove. I knew I would be a little snack for those guys so I didn’t puff out my chest too much!







### Third hike: August 10, 2017

Distance: 11 miles. Mile markers 42.5 to 31.5 on Skyline Drive.

Today I had it figured out: how fast to hike, how much water to drink ... and how many treats I could get




by using my sweet gazes at Mom. On the first two hikes, I set out too fast and was dead tired at the end. Today, I kept a good pace and I drank my water with gusto! Last time, she had to entice me by putting a piece of food in my water.

Of course we saw several bears again, and this time the surprise was all the crazy-colored mushrooms we saw! Orange, yellow, grey, purple ... Mom knew to keep me away from them and just take a few pictures.

### Fourth hike: September 20, 2017

Distance: 12.5 miles. Mile markers 31.5 to 19 on Skyline Drive.

Today was a long but good hike. There was only one overlook early in the hike so we hiked mostly in the woods but oddly crossed over Skyline Drive seven times on the AT! I impressed my mom and didn't bark at any cars that came by. We saw only one other human the whole hike but many interesting creatures ... a blue beetle, a snake, a really weird beetle that had the shell like a turtle but beetle legs and head, and of course many bear droppings. No bear sightings this time, first time we haven't seen one! The trail was really neat because the flowers were still in bloom (yellow and purple) but yellow leaves had already fallen on the trail since Fall is coming. After 12.5 miles, I was ready for mom to brush me, check for ticks, and then snooze the whole way home!



### Fifth hike: November 5, 2017

Distance: 13.5 miles. Mile markers 19 to 10.5 plus several miles to hit the rest of the AT in SNP.

We missed hiking in October but we were back on our game today. The weather was crazy ... cold, dreary, wet/rainy, and there was such a thick fog



that it took a long time to drive and we couldn't see much on the trail. But we trekked through and saw TONS of trees that had fallen across the trail. Some day I will learn how to jump over them! Mom was not impressed with my lack of grace and jumping abilities.

We met some really nice people on the trail who loved petting me. I had to keep Mom and Paula safe from one guy who seemed strange and overly friendly. He knew I was the boss!

### Sixth hike: December 20, 2017


Distance: 12 miles. Mile markers 65.5 to 77.5 on Skyline Drive.

Well, if you have ever heard, "I walked to and from school uphill," that is what describes today! I felt like I never stopped hiking uphill. Every turn we took showed another uphill. The Shenandoahs don't climb very high in elevation, but we "lucked out" today. Whew! Also, it is December, but man, those ticks are out in full force! Mom found six small ticks crawling on me! But Mom being Mom, she cleaned me up and I was good to go!

### Seventh hike: January 24, 2018

Distance: 15 miles (but it felt like forever!). Mile markers 77.5 to 92.5 on Skyline Drive.

We had to postpone a few hikes because we went through a spell of very cold temps (highs in the teens and 20s). Too cold for my little paws! Today it was supposed to be in the 40s but the mountains were 30° with wind. Yikes! We were freezing but we made it through, and I impressed my mom with being peppy the whole time. I guess I





missed being on the trail! But I found a new calling. I should hike the AT and correct all the distances on the signs. On one sign, our endpoint was 5 miles away ... then 5.4... then 6... then suddenly it was 3 miles away. We thought we'd never get there! I was so happy to get to the car and curl up in a ball.

### **Eighth hike: May 19, 2018**

Distance: 14 for me but 17 for Mom! Mile markers 92.5 to 105 on Skyline Drive.

WHEW, WE DID IT! We completed our last hike to finish up Shenandoah National Park! We ended on a tough hike, too! The beginning was full of steep switchbacks, and 1.5 miles in, we realized we had left a set of keys in the car. So Mom ran down to the car while I hiked onward with Paula. Mom ran back up in record time with the keys in hand. (Her feet were really sore the next day!) The rest of the hike was full of ups, not many downs, and no scenic overlooks. We trudged on and enjoyed beautiful spring flowers, deer, wild turkeys, and a 3-foot-long snake! Mom jumped backwards when she saw the snake, and we went around him as he sunned himself on a rock.

I became really tired at mile 10 so Mom had to encourage me the rest of the way and help me through many crevasses. It's amazing what a calm, happy voice can do for dog! I completely fell asleep after getting more treats at the car and another bowl of water! But ... **I feel accomplished! I feel triumphant! I feel ready for the next challenge!!!** (after sleeping for several days).

---

### **Going hiking with a Sheltie?**

Check out my lessons learned from our adventure:

- Keep a list of gear you need so you remember everything each time.
- Ensure all dog tags are readable and updated with your phone number, and if he has a microchip, keep that tag on your Sheltie, too.
- Bring two leashes (one could break!) and always keep your Sheltie on a leash. Remember that this is home for the wild animals, not you.
- Help your dog over crevasses/tree trunks/rocks

when necessary. Remember his legs are a lot shorter!

- Your Sheltie will drink more water than normal. Stop often to drink water. If he doesn't think about drinking, put a piece of dog food in the water and he'll likely fish it out and also drink.

- Bring treats/food to keep your Sheltie going. I added high value treats that wouldn't spoil so he had extra special treats to enjoy (apple, carrot, etc).

- Read his breathing. Add more breaks and water stops if he is breathing harder.

- During the hike, encouragement with a calm and happy voice helps dogs keep going. After the hike, give lots of praise and petting. He will see this as a happy experience!

- Have your Sheltie on a good flea and tick preventative. Some use conventional methods like Frontline. I use a flea/tick tag from Only Natural Pet and spray my dogs with Vetri Repel Spray by Vetri Science for a non-chemical option.

- Before you drive home, brush your Sheltie to get off all the small pieces of leaves/pollen. Make sure to look for ticks before driving home and again when you get home!


- Remember a towel for the car in case he gets really muddy.

- Take pictures! Build memories with your furry loved one!

### **Moral of the Story:**

Get out there and do what inspires you ... and bring your Sheltie along! For me it is hiking. For you it could be running or reading the book you never got to on your back porch or finally renting that RV to explore some of America. Your dog will love to do anything with you!

*Bailey was adopted in 2014 by Karin and Holt Trice. He came into NVSR rescue because he had "too much energy" for his former home. Sounds like he has found the perfect activity for him and his mom.*





## Here's the Summer 2018 Sheltie Spin!

Preparing each issue of the Sheltie Spin, we are always astounded at how many fun and informative stories we can include. This issue is no different, and we hope you will enjoy reading about our very favorite dogs - Shelties!

Northern Virginia Sheltie Rescue will be 20 years old next year! That's 20 years of hard work and lots of fun caring for and placing almost 1,300 wonderful Shelties in the homes and hearts of our wonderful adopters. Each year brought in from 30 to more than 90 needy dogs. Times are changing, though, and we are taking in fewer dogs, due mainly to folks rehoming their dogs themselves using social media. However - and it's a big however - we still get lots of Shelties who need us. They are no longer wanted in their homes, or they are strays that wound up in a shelter, or they have expensive medical needs that their families cannot pay for. We have never turned away a needy Sheltie. And we find a home for every one.

Sometimes that home is right here with us. Read about Bandit and Tori on our website; they are our current permanent foster dogs. They'll be with us for the rest of their lives, which we hope will be long and happy.

Even though a smaller number of Shelties is coming in, expenses are still high for each dog. With fewer adoption fees, we still have to cover ever-increasing vet fees. We hope you will keep us in mind. Every dollar we receive goes to help our Shelties.

September 22 - our annual picnic - don't miss it! More than 100 Shelties and at least that many humans will be there. We're planning the picnic right now, and just to tempt you, we've already secured a wonderful canine massage and bodywork specialist who will delight many lucky dogs that day. We'll be in our favorite picnic place: Curtis Memorial Park in Hartwood, Virginia. Put it on your calendar now, and join us for a day of fun. Also, check our "Events & News" page of the website for events where we'll show off our Shelties.

And speaking of dates ... take some great photos of your Sheltie(s) and send them in to be considered for our 2019, 20th anniversary calendar. Instructions are on page 11. It's going to be another gorgeous calendar, premiering at the picnic!

Have a wonderful "Sheltie Summer!"

YOU CAN'T BUY  
**LOVE**  
 BUT YOU CAN  
**RESCUE IT**



It came to me that when I lose my dogs, they each take a piece of my heart with them. Then, every new dog who comes into my life gifts me with a piece of his or her heart. If I live long enough all of my heart will be DOG, and I will become as generous and loving as they are. -- Anonymous





## Kyla's Snakebite Adventure

By Kathy Kelly

What self-respecting Sheltie doesn't love to get outdoors? If you hike with your dog, you know to stay on the trails and keep him or her on a short leash to avoid wildlife. Snakes are a fascinating part of that wildlife. Although discovering a snake on the trail is surprising, give it space and time, and it will soon be a memory. However, surprising a snake minding its own business in the rocks or leaf litter—especially one of Virginia's three venomous snakes—can have a different outcome if you're a curious or just an unlucky dog. Most dogs are bitten on the face or on a limb.

That happened last June when Kyla (NVSr 2007) went "off trail" six feet from our back steps, where



my affection for nature has left rocks and leaf litter too close to the back door. In the early dusk, I didn't see the copperhead coiled

irritably in the middle of the gravel path. By the time I looked back, both dog and snake were out on the path. My husband, Jim ran to pick up Kyla from where she stood, stunned and holding up her hind leg.

Copperhead bites are not fatal to humans and rarely to dogs if they get prompt veterinary care. (I was glad we weren't hiking!) The emergency vet said to keep her quiet and get there as soon as possible. Here are some of the things you should NOT do if your dog has been bitten by a snake: apply a tourniquet, apply ice, cut the skin and try to suck the poison out, or apply a compression bandage to the wound.

Kyla was the clinic's only snakebite case that night. They often have three to six cases in a single night during spring through fall. They treated the pain, started IV fluids, gave her steroid and antibiotic injections, and did blood tests, including checking clotting time. We left her overnight for observation. Although antivenin is used for rattlesnake bites, the vet said that 99 percent of copperhead bites don't need it, and pets can have a serious allergic reaction to the antivenin itself.

A Whole Dog Journal blog post about snakebite

(April 4, 2015) says: "Snake venom consists of proteins, enzymes, substances with a cytotoxic (poisonous to living cells) effect, neurotoxins (which damage nerve cells), and anticoagulants. ... Each snake has different amounts of different toxins in its venom." Snakes can deliver more or less venom when they bite, with baby snakes who fear for their life often emptying their venom sacs. Snakes inject their venom to catch small prey, and strike only in self-defense when they are threatened. (Humans who get bitten by snakes are usually harassing or trying to kill the snake.) The venom then causes injury to local tissue, coagulation disorders, nerve damage, and possible damage to the cardiovascular and respiratory systems. The pain of the bite can be intense and last for weeks to months.

Considering all the toxic potential, the price to spring Kyla from the ICU—\$1,100—was pretty reasonable. The shocking part was seeing where the skin had already sloughed off, with blood seeping from remaining tissues to leave pink footprints. According to a North Carolina regional emergency vet (ReachVet.com/snake-bites-pets), "The majority of pets will be uncomfortable and swollen for several days. The skin around the bite may become discolored and in some animals the skin will slough several days later." Our vet tech called the skin-regrowing process gnarly. By Day 2, the sloughing that began on her toes and around the puncture site on the inside of her ankle continued up the inside of her leg—areas that had not been shaved, adding to the challenge of cleaning and treating. Over the next weeks, areas that appeared to be healing one day looked gooey and discolored the next. Thanks to my local vet, who welcomed Kyla often to check on healing, and to NVSR's vet committee, who gladly examined my photos on the day my vet was closed, I learned a lot and didn't have to worry—just keep treating.

*Snakebite log, Day 8*  
Swelling substantially gone and blackish-purple bruising fading slowly from belly, groin, leg. Taking care of wounds takes hours—soaking the whole leg



Continued Page 6



*in a basin of warm water, laying chlorhexadine-drenched gauze over the areas; rinsing with turkey baster, air drying; spreading on Silver Sulfadiazine cream to provide moist healing barrier. No bandages. Morning, afternoon, night. Added gabapentin back to pain meds.*

On Day 7, our vet proposed switching to a sugar solution, which she has seen work wonders by soaking through the scabby and slimy areas better than the silver, to draw moisture to the surface to help new skin cells to attach. The silver is a bit easier to apply, but I eventually learned how to dab on the sugar solution without getting stuck to the dog and to everything else.

By the fifth week Kyla's leg was healed enough to go walking. The "Copperhead!" sign on the back door stayed so I would remember to look before the dogs went out. I didn't find Kyla's snake until two weeks after the bite, when I was trimming under the rhododendron and gingerly peeking under the rocks with the tip of a shovel. Then it took a few days to find someone to move the snake farther up into the national forest. Josh, a local nature foundation naturalist, and a couple interns captured the little 18-inch copperhead on the second try. After sliding away once, the snake came back to the same depression under a flat rock, and this time when we lifted the rock, Josh held the snake down with the shovel till he got tongs on it and slid it into the bucket, after admiring it in midair.

Kyla's pretty white leg now looks as if it were struck by lightning, the scar a bare pathway, the path of the venom's toxic effects. I think I'll put that sign back on the door—just in case.



## Protect Your Sheltie from the Summer Heat

Summer heat can be hard on our wonderful Shelties (but don't shave off that insulating coat!). You may enjoy those street fairs, farmers' markets, First Fridays, etc., but think about whether your Sheltie enjoys them. Probably not. The street surface is HOT and can burn paws. Water may be scarce. It's hotter down near the ground where your dog is. Plan your doggie activities when it's cool.

Watch your dog for signs of heat exhaustion or heat stroke: excessive panting or drooling, less responsiveness ("spacey"), glazed eyes, high heart rate, dizziness, collapse. Take his temperature if you can. Heat exhaustion occurs between 103° and 106°. If it's 106° or higher, get your dog to a vet as soon as possible because of heat stroke. If you suspect heat exhaustion, get to a cool place. Cool your dog down with cool, wet cloths placed on his neck, in his armpits, and between his hind legs. Wet his ears and paw pads. If he's able to drink, let him drink small amounts frequently. No ice cubes! (His temperature might drop too rapidly, leading to shock.) If he can't drink or keep water down, wet his tongue. Then, call your vet and get him over to the clinic.

Best, though, to think about how heat affects your Sheltie and organize your summer activities so that you will both enjoy a safe and fun summer.





## Don't Shave That Sheltie!! Here's Why ...

Shelties are double-coated dogs; they have two layers of fur. The first, the **undercoat**, is fine, fluffy hairs that are short, crimped, and lie closest to the skin. This fur is light and soft and sheds the most. It is excellent at trapping air and insulating the dog, keeping it warm in winter and cool in summer. The **topcoat** is tougher guard hairs that shed very little. These protect your Sheltie from the sun's harmful rays and bug bites. It also helps insulate the dog from the heat.

What this means is: **do not shave your Sheltie!** It's a mistake to think you're helping your dog stay cool in summer, when evolution has provided them exactly what they need. By stripping them of their natural ability to heat and cool themselves, you could be doing them harm. Unlike humans, dogs do not cool themselves through their skin. Only their paw pads sweat. Their main mode of cooling is panting.

Another common reason folks shave their Sheltie is that they mistakenly think the dog will stop shedding. Dogs with undercoats will always shed! Even after a shave, while the fur is shorter, it will still shed.

Often heard is, "It will grow back." Sometimes it will, but maybe it won't, or it may grow back looking a lot different. The older the dog is, the less likely the topcoat will grow back effectively. This leaves the dog with a patchy, scruffy look, possibly for the rest of its life. Not only does it look bad, but you might have to shave the fur frequently from then on. And you have taken away the natural protection.

The best way to keep your Sheltie cool and comfortable is to bathe and brush them regularly. The only reason to shave is if the fur is so matted that it is the only option. And if you take good care of your Sheltie, this won't happen.

**An additional word about general grooming ...** Many Sheltie owners take their dogs to groomers rather than doing the grooming themselves. Unless the groomer is knowledgeable about how Shelties should look, you will find that he or she cannot resist clipping and "evening out" those feathers on the dog's legs, trimming the ruff and tail, or even shaving the fur to one length all over (see above). Ask your groomer to bathe your dog, surely, but then insist that they not "even up" the fur. Look at photos of nicely groomed Shelties, for example on the ASSA.org website, to get an idea what they should look like. And it's not hard to do it yourself! Shelties are supposed to look like working dogs with a protective coat, not prissy lap dogs.







## My Crazy, Zany Zoey

By Susan Hendrix



### ***Holding Zoey for the first time***

The first time I laid eyes on my Sheltie pup, Zoey, I told Cary how much I wanted her. We had two Shelties at the time and before them we had three, so it never crossed my mind that adding one more might upset the apple cart—or tip it over all together.

I have agility friends with three or more dogs that all get along. No bickering, no fighting. Cary and I weren't that fortunate this time around. To say Zoey's behavior baffled us is an understatement. She is our crazy, zany Zoey and it took me years to accept her for what she is and to find ways to help her cope.

Before we picked her up, there were plenty of warning signs that we failed to notice. The breeder was unfamiliar to us. We didn't meet Zoey's parents (big no-no), but were shown photos of her double merle (all white) mother and her "award-winning" tricolor father. We were assured of her health, that the breeder screened for all the usual diseases that Shelties can get, and her website was very well crafted and colorful. Tossing caution to the wind, we drove two hours in pouring rain to pick up this little bundle of joy. I fell deeply in love with Zoey the instant I held her, which I'm sure was the breeder's plan. We signed the purchase agreement, obtained her shot record, and off we went into the night.

It didn't take us long to notice that she wasn't like our other Shelties. Soon after her rabies booster she became reactive to every noise, no matter how familiar or distant, by barking and spinning. She barked at dogs and people, as if to say, "I'm scared, keep away." She was overly cautious of new surroundings, sometimes shaking like a leaf.

Our vet assured us that Zoey was healthy, eyesight and hearing normal and no bloodwork concerns.

But, bells and whistles constantly went off in my head, so when Zoey was two, I reached out to a certified behaviorist. At the meet-n-greet, we answered a battery of questions while she observed Zoey. She told us that Zoey's issues were most likely genetic due to poor breeding, and changing her behavior without medication and a lot of positive training would be next to impossible. My heart sank.

Zoey and our two male Sheltie rescues, Murphy and Bentley (NVSR 2009), are the same size. My boys are laid back, so perhaps Zoey didn't feel the need to challenge them. We've even fostered Shelties for a short time without a problem. Then along came Hannah, a 12-pound female from Northern Chesapeake Sheltie Rescue. She was three, sweet-natured, and Zoey romped and played with her while the boys chased each other. We were up to four and things seemed copasetic.

Two more years went by before Zoey started going after Hannah; it always seemed to be when Zoey heard a noise or got scared. Since Zoey is larger and neither backed down, we refereed to avoid serious complications. But a few years ago, Zoey went after Hannah, flipping her over in an instant. When I got them separated, Hannah had a deep puncture wound to her groin that required a drain tube and crate rest. This was very troubling.

We thought about relinquishing Zoey to NVSR, but due to her issues with other dogs, getting her placed might be difficult so we ditched that idea. Returning Hannah to NCSR wasn't an option because we were so attached to this sweet little dog. Our vet suggested we have Zoey wear a basket muzzle in the house when we can't watch her. We felt terrible, but Zoey happily accepted the muzzle and doesn't seem to mind it. But I felt we could do more.

I researched holistic remedies: acupuncture, TTouch, herbs, but nothing helped. One dog trainer told me a tired dog is a happy dog, so Zoey and I took agility lessons and trialed locally for a few years. This activity helped build her confidence and focus





**Zoey wins an  
agility ribbon**

and our bond grew even stronger. We had found something that worked! Then our trainer moved away and my fibromyalgia got worse, so we quit.

Our vet agreed to try antidepressants, and we settled on Prozac (10 mg once daily). The difference in her is amazing. She will never be "normal," but she is much less reactive, calmer, and sleeps through the night.

I often hear from potential adopters that rescue Shelties are damaged goods, but I tell them this couldn't be farther from the truth. Rescues who find the right forever home bring infinite happiness to their adopters. It was our zany, crazy Zoey from an irresponsible breeder that drove us almost to the brink of insanity. So before you adopt or purchase another dog, do your homework, think carefully and objectively, and make sure it's a good fit—for your sake and the dog's, too.



**The Hendrix Sheltie  
Pack: Zoey, Murphy,  
Hannah, Bentley**



**GAM Printers of Sterling, Virginia,  
and the Grant Family dedicate the  
printing of the Sheltie Spin  
in memory of  
Cookie, Spirit and Lynus.**

## Quirky "Tails"

*Compiled by Anne Burke*

We all have our quirks. Not only humans, but our furkid friends have their own quirks—part of who they are. Although these quirks are amusing and even annoying, they are the fondest memories we have of our furkids, leaving deep pawprints in our hearts. Here are some of these quirky "tails."

### River and the Eggs, from Joyce Arndt

My 12 yo Sheltie, River, barks at me every time I crack an egg. He even barks when he sees me with one. He also barks wildly every time I turn on a ceiling fan.

### Quirks from Mary Ellen Jones ...

#### The Peculiar Mr. Bond

Mr. Bond is always fed in his crate to avoid Savvy, my other Sheltie, from stealing his food. While I prepare dog bowls, Mr. Bond impatiently darts in and out of his crate, checking on dinner's progress. Once, as I doled out the food, goodies, pills, and such, I slowed down deliberately just to see how many times he would dart in and out of his crate. 21 times!

#### The Singing Darwin

My Darwin always chimed in howling whenever we sang "Happy Birthday" or "Deck the Halls"—just those songs. This was useful once when he went missing in the house. Calling him did no good. I started singing "Happy Birthday," and when he chimed in, I located him accidentally locked in the basement!

#### Daisy2

Many dogs respond to barking dogs or doorbells on TV. When she first got here, Daisy2 used to race through the house screaming at the top of her lungs any time a doorbell sounded on a TV show. She did the same thing for the Ding-DING-Dong on the NBC weather segment of the news. She eventually settled down for all except the Domino's pizza commercial. That doorbell always made Daisy race through the house baying like a beagle.



### Flying Bella, shared by Janie and Al Robertson

Our Bella is full of quirks. Here's a mysterious one.



When Al leaves the house through the door into the garage, Bella throws herself against the door. Sometimes she hits the lock button when she is flying at the door, locking him out. She is our

little girl, only 12 inches high, but she can jump as high as the door knob. After five times with that, she runs into the family room and picks up one of the big dog beds, shakes it, and drags it around. We have tried everything to change this habit. Nothing works. Our other Shelties look at her like she has lost her mind. But, she doesn't do this when Janie leaves through the same door or when we leave together—just when Al leaves. You would think that she is a daddy's girl but she has been a mama's girl since she came to us as an NVSR foster. What's up with that???

### Laddie and the Vacuum, from Kathy Kelly, Jim Wright, Kyla (NVSR 2007) and Zooney (NVSR 2009)

Laddie, our 2011 foster, has fewer quirks than many Shelties. Aluminum foil and ceiling fans are safe, though the big garden cart gets a good talking to (before he hops in for a ride). He was turned over to NVSR after a shelter tried to adopt him out as a Collie—at 60 pounds (15 too many), but he was just an oversize Sheltie. He had been a stray, but we could tell he once had a good home. He made us laugh when he would put himself in front of the vacuum so he could get a good massage with the nozzle. The right adopters never came along, so he became our lad in 2013.



### His Cubbiness and the Art of the Sneeze shared by Anne Burke

My Cubby, aka His Cubbiness, had many quirks, but this was the strangest. Whenever I sneezed while

standing, Cubby hurried over and head-butted me behind my knees. The first time he did this I was quite startled, and I startled him when I whirled around to look. Even odder, he never bothered to get up when I sneezed while sitting. He looked at me, but didn't rush over. I came to expect the head butt when I happened to be standing when I sneezed. Now that he's passed away, I miss his amusing and annoying sneeze-related head butts the most.




**Miss Tori and the Evil Sofa, also from Anne**  
Miss Tori, aka The Diva, is just plain quirky. Miss Tori's belief that she is the center of everyone's universe, and that she is royalty is more a lifestyle than a quirk. But Tori has developed another singular behavior. When she lies on her right side by the side of the couch, she growls and curls her lips at it. Lately she doesn't even lie down to do this. There is never anything there. She is fully awake, apparently determined to protect her household from the menacing couch.



### If You Don't Come Home ...

by Martha Heisel

We've all driven by an accident on the highway, often fairly close to home, and thanked our lucky stars that wasn't us. But what if it had happened to you? Would your pets at home be cared for right away? Here are some things you can do to assure that they will be safe if someday you can't come home.



- Give a house key to a trusted neighbor or friend who lives close by. Have that person's phone number in your wallet AND in your car AND on your phone. You might have a special contact on your phone labeled "Emergency" with such phone





numbers. With the phone number state that this person is allowed to enter your home and care for your pets.

- Keep an envelope in an obvious place in your house and label it "Emergency Instructions for My Pets" or "If I Don't Come Home."
- Inside this envelope, have descriptions of your pets (to someone else all sable Shelties might look alike), feeding instructions (including WHERE the food is), any unusual pet characteristics or behavior (for example, deaf, blind, shy). Mention where your own pet files are kept.
- List the name, address, and contact information for your vet.
- List where pet supplies are ... leashes, harness, crate, treats, canned food. Describe how often and where the pets relieve themselves.
- If you have rescued animals, list the rescue group(s) that should be contacted. Most rescue groups require that the animal be returned if the adopter cannot keep it. The group might be able to help by keeping the pet until the adopter can reclaim it.
- Include the names and contact information for anyone who knows your pet(s) well and can step in to help. More detail is always better than scanty information.
- Do you have instructions with your personal papers about where you would like your pet(s) to go in the event of your death? State where these documents are to be found.

Imagine that you are the person entering a house when your neighbor or relative isn't able to get home. What would you need to know right away?

Of course, none of us wants something terrible to happen to us, but these things do happen. Be sure that your pets are cared for right away and not left to languish in an empty house for days until someone finally remembers them.



## Send in Your Sheltie Photos for the 2019 Calendar

Is your Sheltie a rock star? Help NVSR celebrate our 20th anniversary! Submit your best SHELTYE photographs for the 2019 calendar.

### GUIDELINES FOR PHOTO SUBMISSION

- Deadline is **July 28, 2018**
- Send questions and photo submissions to [calendar@nvsr.org](mailto:calendar@nvsr.org)
- Focal point must be a rescued, adopted, or fostered Sheltie (need not be an NVSR dog)
- Action and themed photos are highly encouraged
- Color images only
- Electronic files must be at least 4.0 MB (for a cover or full page layout)
- Include a brief bio; to be included if your photo is selected
- No professional photographs (copyright issues)
- No humans in photos
- Photos become the property of NVSR and may be selected for future use

### TIPS FOR PHOTOGRAPHING YOUR DOG'S PERSONALITY

See some sample photos and more tips on our website (2014 Summer issue of *The Sheltie Spin*)

- Get down on the dog's level
- Get up close
- Use props
- Engage in play
- Take action shots
- Consider the background and lighting

**BE PATIENT!** Pet photography requires a lot of practice and patience. Your best shots will always come when you capture their behavior rather than forcing them into unnatural poses.

Thank you for participating and good luck to all of you!



## Northern Virginia Sheltie Rescue Directors and Coordinators

Directors .....Martha Heisel, WesMarks, Nancy Tisdale  
 Treasurer .....Wes Marks  
 Intakes ..... Lisa Fox  
 Foster Care..... Lisa Fox  
 Adoption ..... Lisa Fox & Martha Heisel  
 Follow-up .....Donna Martin, Barb Gardner,  
 Marta Miranda, Anne Burke  
 Calendar..... Linda Hill  
 Events ..... Kathy Kelly  
 Newsletter ..... Martha Heisel  
 Facebook Page .....Theresa Jackson, Gregg Bender  
 Sheltie Shop.....Wes Marks  
 Vet Committee ..... Sharon Daussin,  
 Dana Greenwood, Mary Ellen Jones, Nancy Tisdale  
 Website ..... Martha Heisel  
 Special thanks to the many volunteers who foster, transport,  
 and contribute their time and talents to help the Shelties  
 who are brought to or found by NVSR.  
 Newsletter submissions to [sheltiespin@nvsvr.org](mailto:sheltiespin@nvsvr.org)  
 Website [www.nvsvr.org](http://www.nvsvr.org) • E-Mail: [shelties@nvsvr.org](mailto:shelties@nvsvr.org)

Northern Virginia Sheltie Rescue  
 977 Seminole Trail, PMB 314  
 Charlottesville VA 22901  
 703-912-4002

Northern Virginia Sheltie Rescue  
 977 Seminole Trail, PMB 314  
 Charlottesville VA 22901



### I would like to make a donation to the Northern Virginia Sheltie Rescue

Name \_\_\_\_\_

Address \_\_\_\_\_

City \_\_\_\_\_ State \_\_\_\_\_ ZIP \_\_\_\_\_

#### Donation Amount:

\$25     \$50     \$75     \$100    Other \$ \_\_\_\_\_

Make checks payable to Northern Virginia Sheltie Rescue. Mail to Treasurer, NVSR, 977 Seminole Trail, PMB 314, Charlottesville VA 22901

Northern Virginia Sheltie Rescue, Inc., is a nonprofit, 501(c)(3), tax-exempt corporation. A financial statement is available upon request from the Commonwealth of Virginia Division of Consumer Affairs, P.O. Box 1163, Richmond, VA 23218-1163.

#### NVSR MISSION STATEMENT

NVSR will take in any Sheltie in need regardless of age, except those with histories of repeated, unprovoked biting. Dogs accepted into rescue will be evaluated in foster homes, receive veterinary care and necessary resocialization, and ultimately be placed in homes where they will be loved, protected, and well cared for. We support efforts to reduce pet overpopulation; all of our Shelties will be spayed or neutered prior to adoption or, if not yet at a safe age to be neutered, placed on a spay/neuter contract at the time of adoption. NVSR is a 501(c)(3) organization.